


Action ROADMAP

Phase 1 builds on the following EYFS aspects:

Letter formation, sentence punctuation, finger spaces, story phrases, character descriptions, journey stories



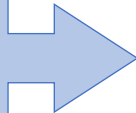
Phase 1

Building on EYFS:

Describe the actions of the characters.

Say how the characters move.

Say how the characters feel.



Phase 2

Building on Phase 1:

Describe how characters are feeling through their actions and reactions.

Describe the sounds in the scene.

Inject action into the setting to give it life and to create atmosphere.


Reveal what is happening through what characters say.

Open sentences in a dramatic way to advance the action.

Open sentences with how a character acts and moves.

Open sentences in a range of different dramatic ways to advance the action.

Speed up the action through sentence length.



Phase 3

Building on Phase 2:

Use a character's actions to show how they have changed throughout the scene.

Extend sentences to show how characters react to events/situations, and in different ways to show contrast.

Mirror the character's feelings through the setting, moving on to contrast a character's reaction with what is happening in the setting.

Create atmosphere through a description of what can be seen and heard.

Use a character's speech to advance the action (move events along), moving on to show a character's emotions.

Increase the level of tension/danger by showing that the threat is growing nearer.

Show how a character is sustained or changed as a result of actions/events between the opening and ending.